

April

9

12:15 Uhr

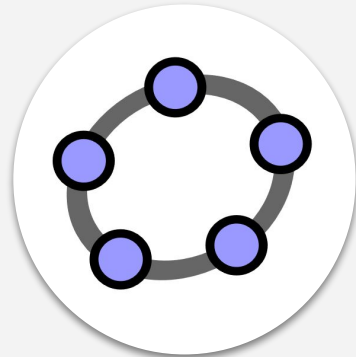
GeoGebra

Vortrag

Neues von GeoGebra

Alicia Hofstätter





alicia.hofstaetter@geogebra.org

Ausblick

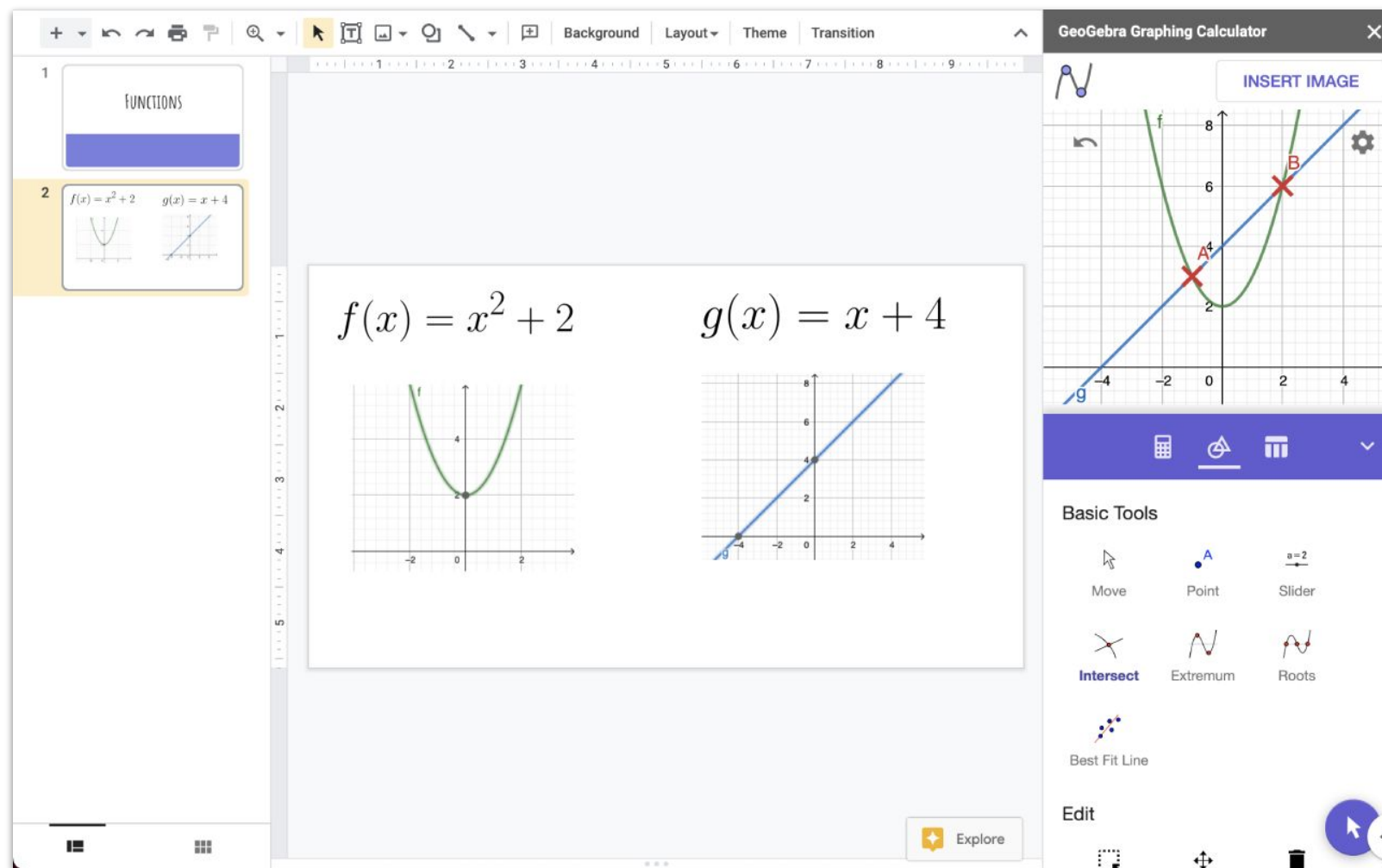
- Apps
 - Aktuelle Neuerungen
 - Ausblick
- Website
 - GeoGebra Classroom
 - Ausblick
- Fragen, Diskussion

Apps

GeoGebra

Google Add-On

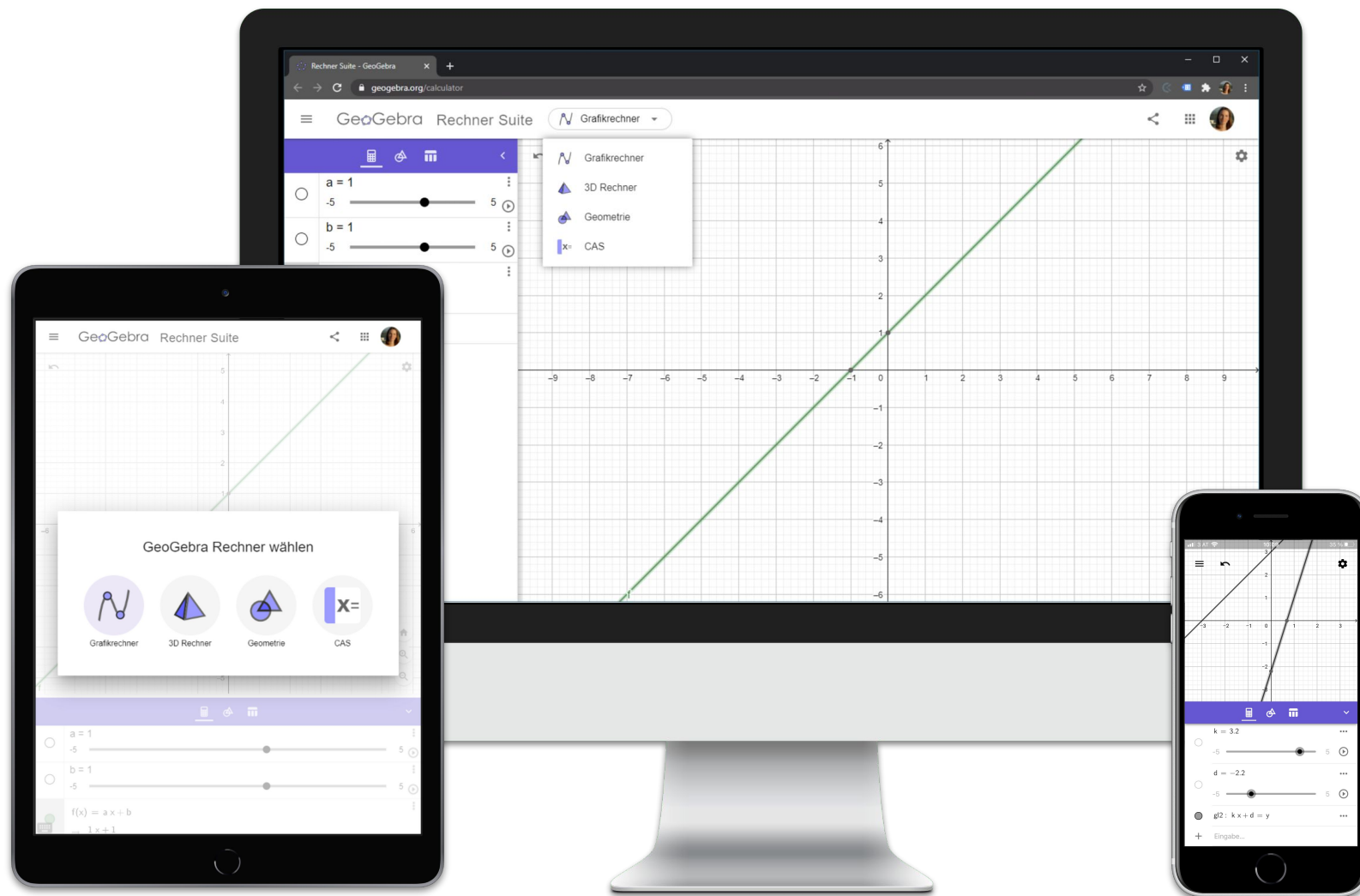

- Grafikrechner
- 3D Grafikrechner



GeoGebra Rechner Suite

- Grafikrechner
- 3D Rechner
- Geometrie
- CAS
- Prüfungsmodus

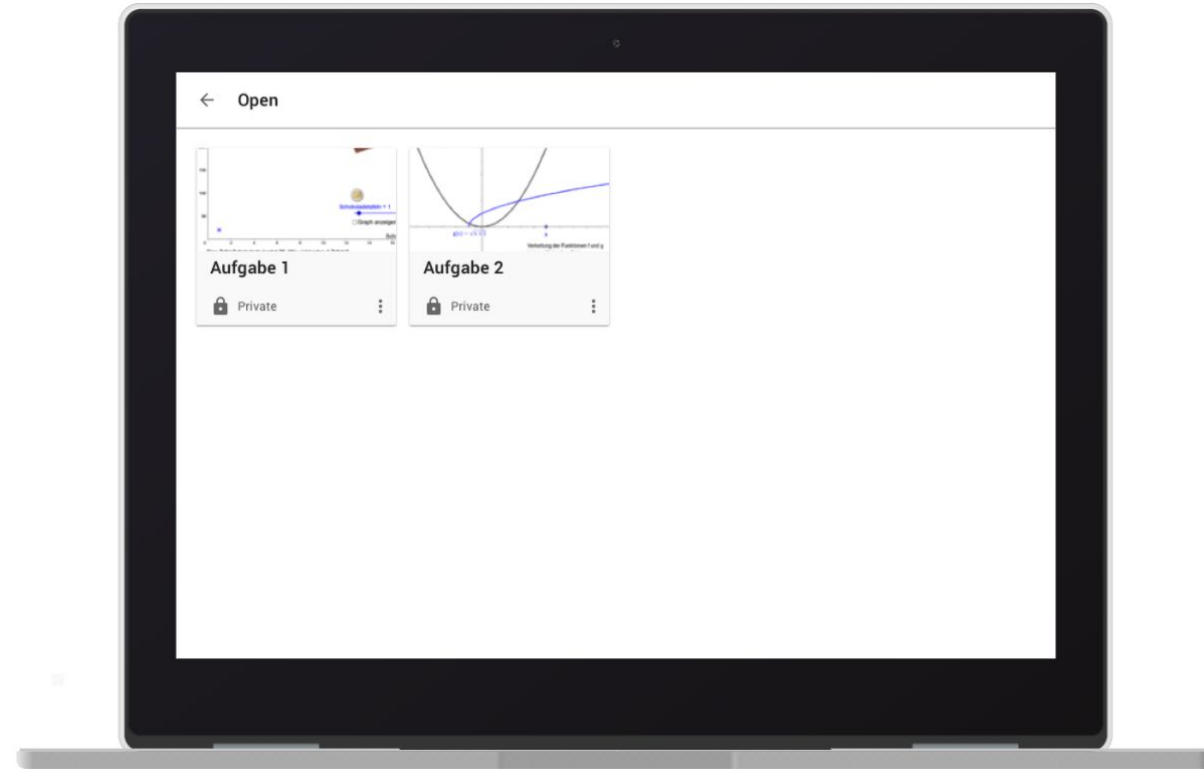
www.geogebra.org/calculator



GeoGebra Apps

Ausblick

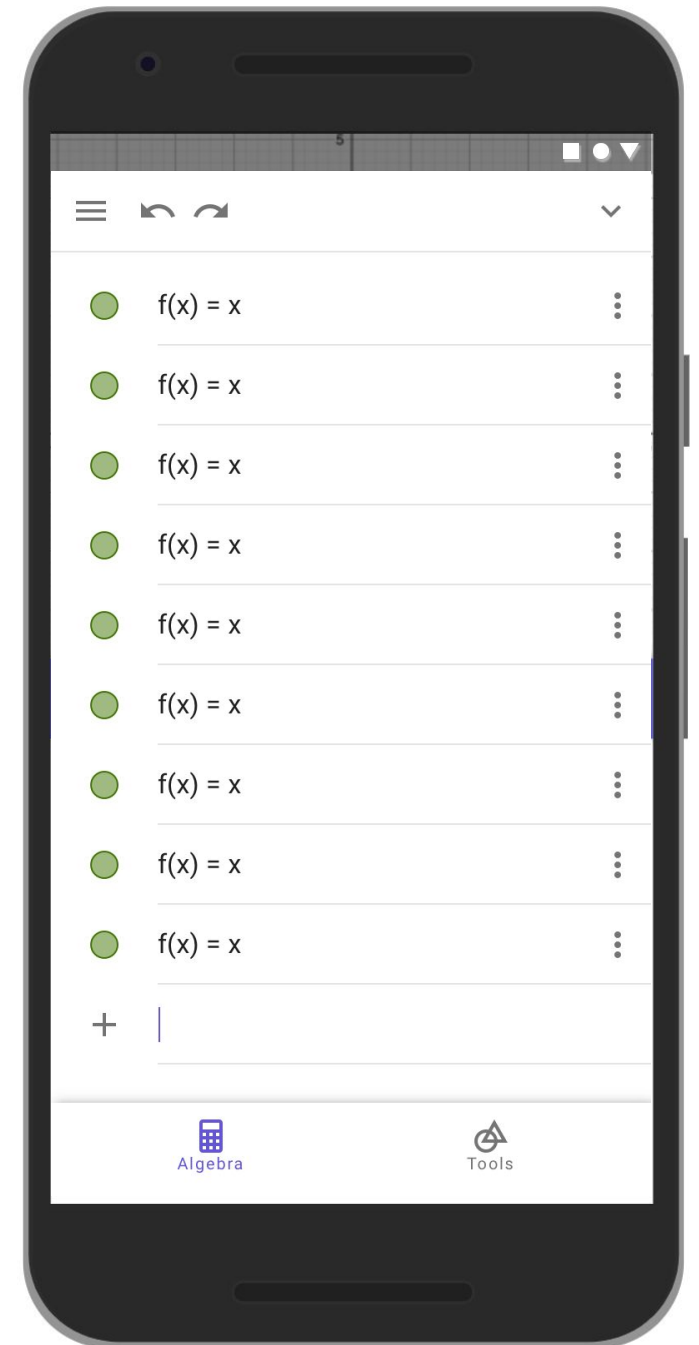
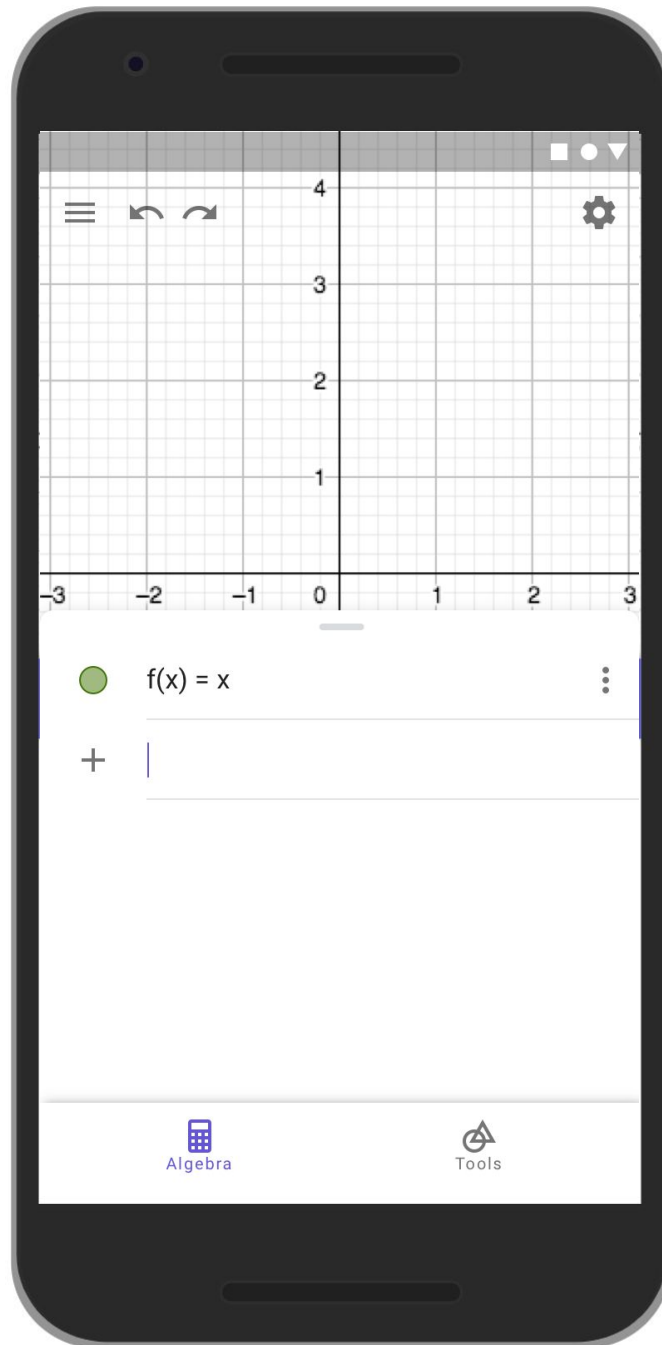
Speichern während
Prüfungsmodus



GeoGebra Apps

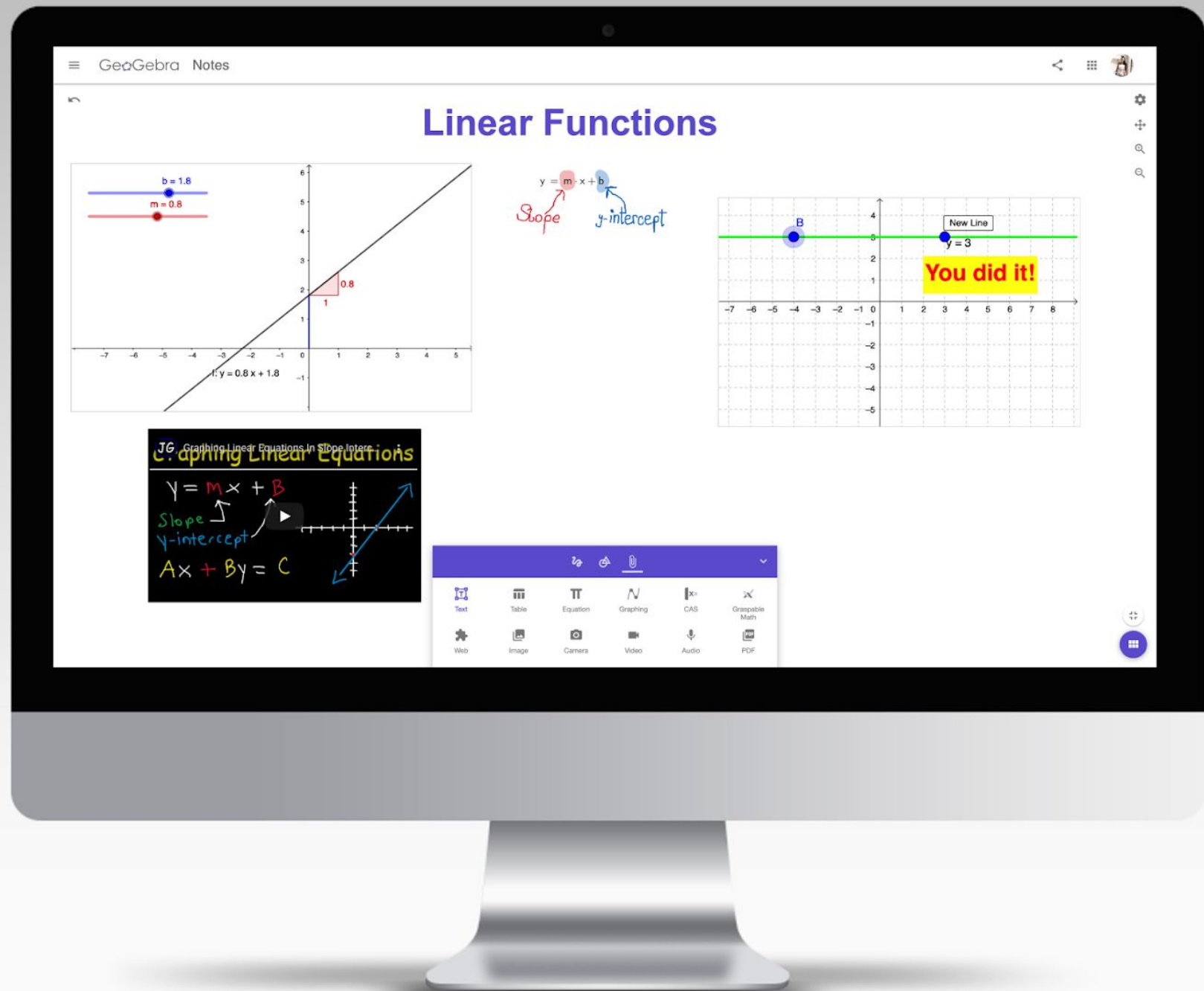
Ausblick

Neues Layout



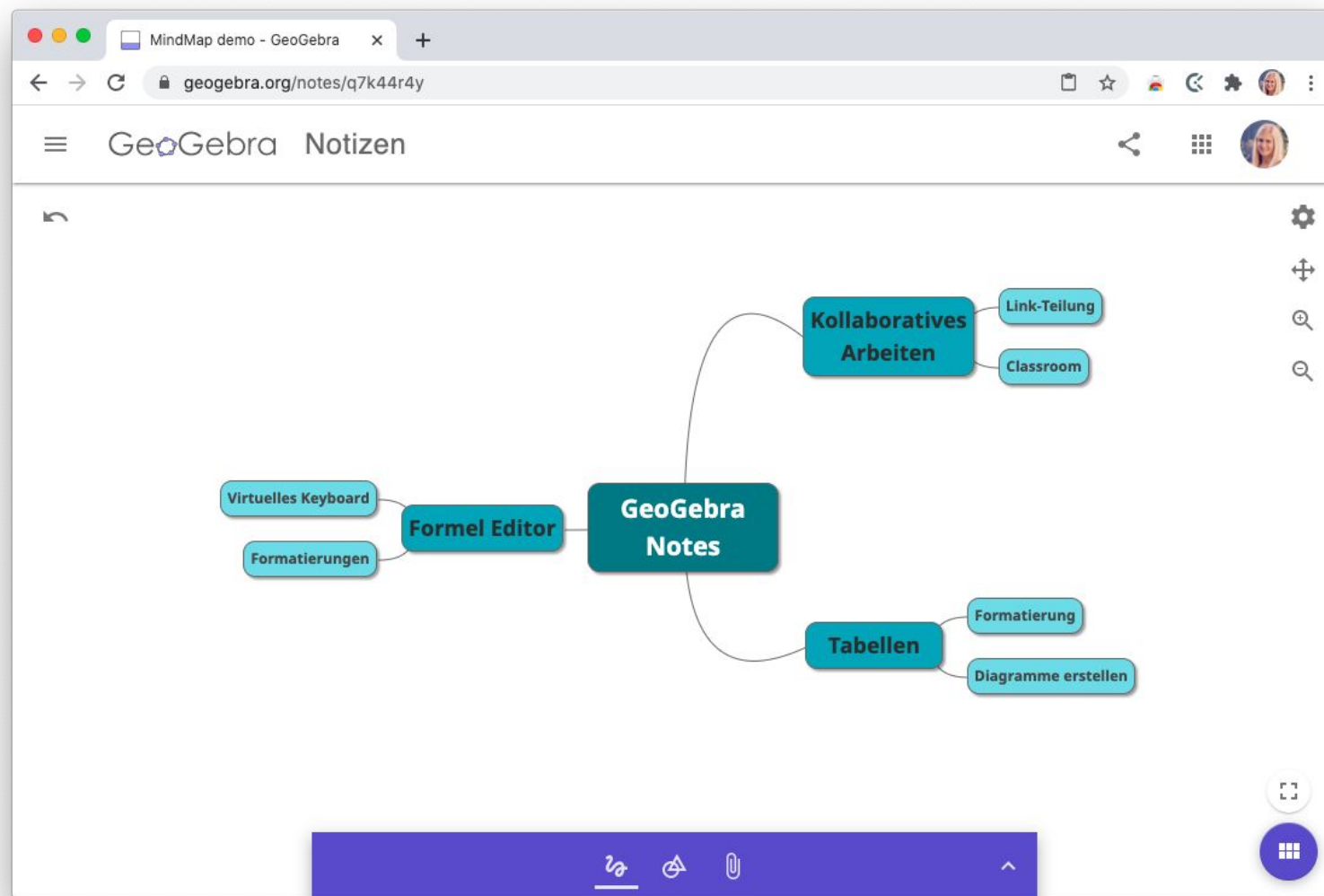
GeoGebra Notizen

Demo



GeoGebra Notes

Ausblick
Mindmaps



GeoGebra Notes

Ausblick Diagramme

GeoGebra Notes

SIGN IN

5

x	y
1	1
2	3
3	4
4	2

x	Frequency
1	1
2	3
3	4
4	2

Tools: Text, Table, Equation, Graphing, CAS, Graspable Math, Web, Image, Camera, Video, Audio, PDF

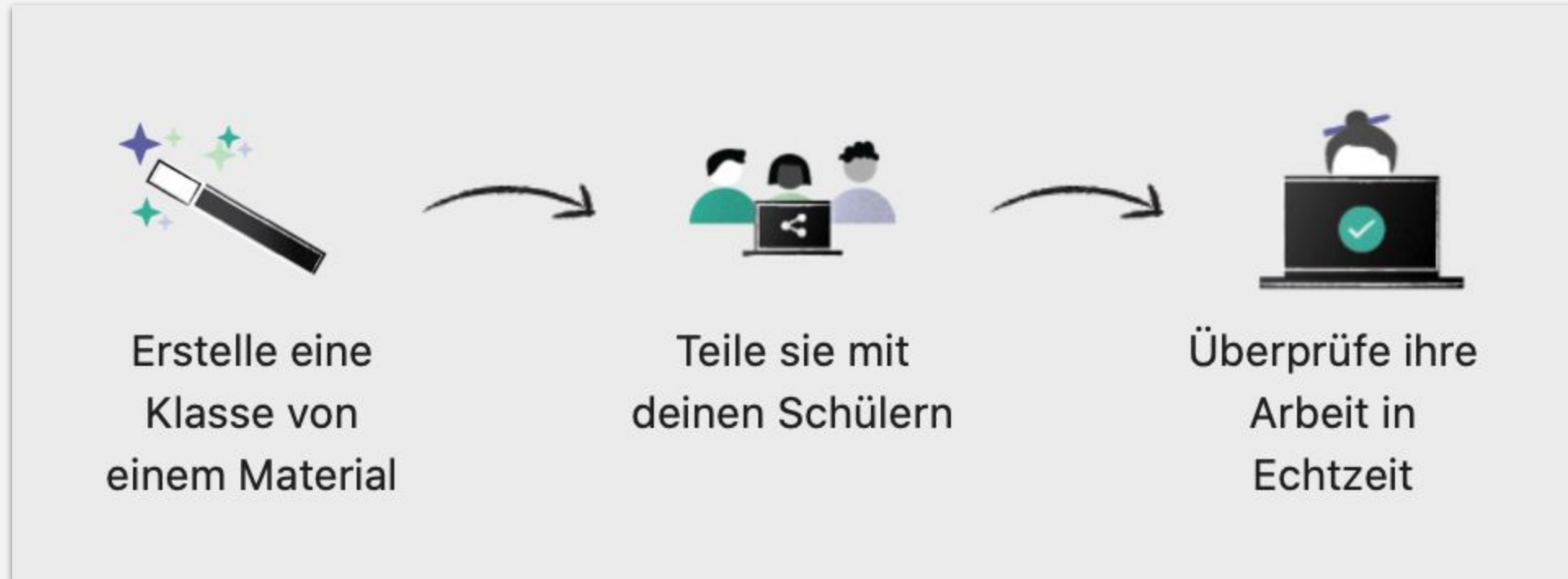
Website

GeoGebra Webseite

- Unterrichtsmaterialien
- Plattform zum Austausch
- Themenbereiche

The screenshot shows the GeoGebra website interface. The browser address bar displays 'geogebra.org/materials'. The main navigation bar includes 'ERKUNDEN', 'FAVORITEN', and 'EIGENE'. The left sidebar contains navigation options: 'Startseite', 'Newsfeed', 'Materialien' (highlighted), 'Profil', 'Personen', 'Classroom', and 'Apps herunterladen'. The main content area is titled 'Unterrichtsmaterialien' and features the text 'Finde über 1 Million kostenlose Simulationen, Aktivitäten, Unterrichtseinheiten und Spiele für Mathe & Naturwissenschaften!'. Below this, a section 'Hervorgehobene Materialien' displays four cards: 'AHS Matura Typ-2-Übungsaufgaben' (Buch), 'Mathe für 6-10 Jährige: 500+' (Aktivität), 'Mathe für 11-14 Jährige: 400+' (Aktivität), and 'Mathe für 15-19 Jährige: 300+' (Aktivität). A 'ALLES ANZEIGEN' link is visible. At the bottom, a hub-and-spoke diagram shows 'Mathe' at the center, connected to 'Arithmetik', 'Statistik', 'Geometrie', 'Trigonometrie', 'Analysis', 'W-keit', 'Algebra', and 'Funktionen'. The footer includes contact information, language settings, and social media icons.

GeoGebra Classroom



www.geogebra.org/classroom

GeoGebra Classroom

Demo

Aufgabe 2

Schüleransicht: Geometrische Figuren

|| PAUSE

NAMEN ANZEIGEN

Verwende die folgenden geometrischen Figuren, um die gezeigte Katze nachzubauen. (grüner Punkt = verschieben, blauer Punkt = drehen)



<https://www.geogebra.org/m/jmma7yam>

GeoGebra Classroom

Ausblick

Chat

The screenshot displays the GeoGebra Classroom interface. At the top left, the GeoGebra logo is visible. A navigation menu on the left shows "Class overview" selected. A purple banner at the top right contains the text "Your students are waiting for their tasks. Press START STUDENT WORK to start the work." Below this, the class title "Title of the class" is shown, followed by the direct link "https://www.geogebra.org/classroom/cpez6jy" and the code "CPEZ A6JY". A "START STUDENT WORK" button is located on the right side. The main area shows "4 students joined" and "Student arrangement: individual". There are four student cards, each with a clock icon, the text "Waiting to start class...", a student name field, "0 out of 5", and "0 messages". A chat window is open on the right, showing a conversation between Sarah and Teacher 1. The chat window has a title bar "Chat" and a date "02.11.2020". The messages are: "12:21 Marc M Lorem ipsum dolor", "Sarah 12:21 Lorem ipsum dolor", "Lorem ipsum dolor sit amet, consectetur", and "Teacher 1 12:43 Lorem ipsum dolor sit amet, consectetur adipiscing elit." The chat window also has an "Input text" field and a send button.

GeoGebra Classroom

Ausblick

Gruppen

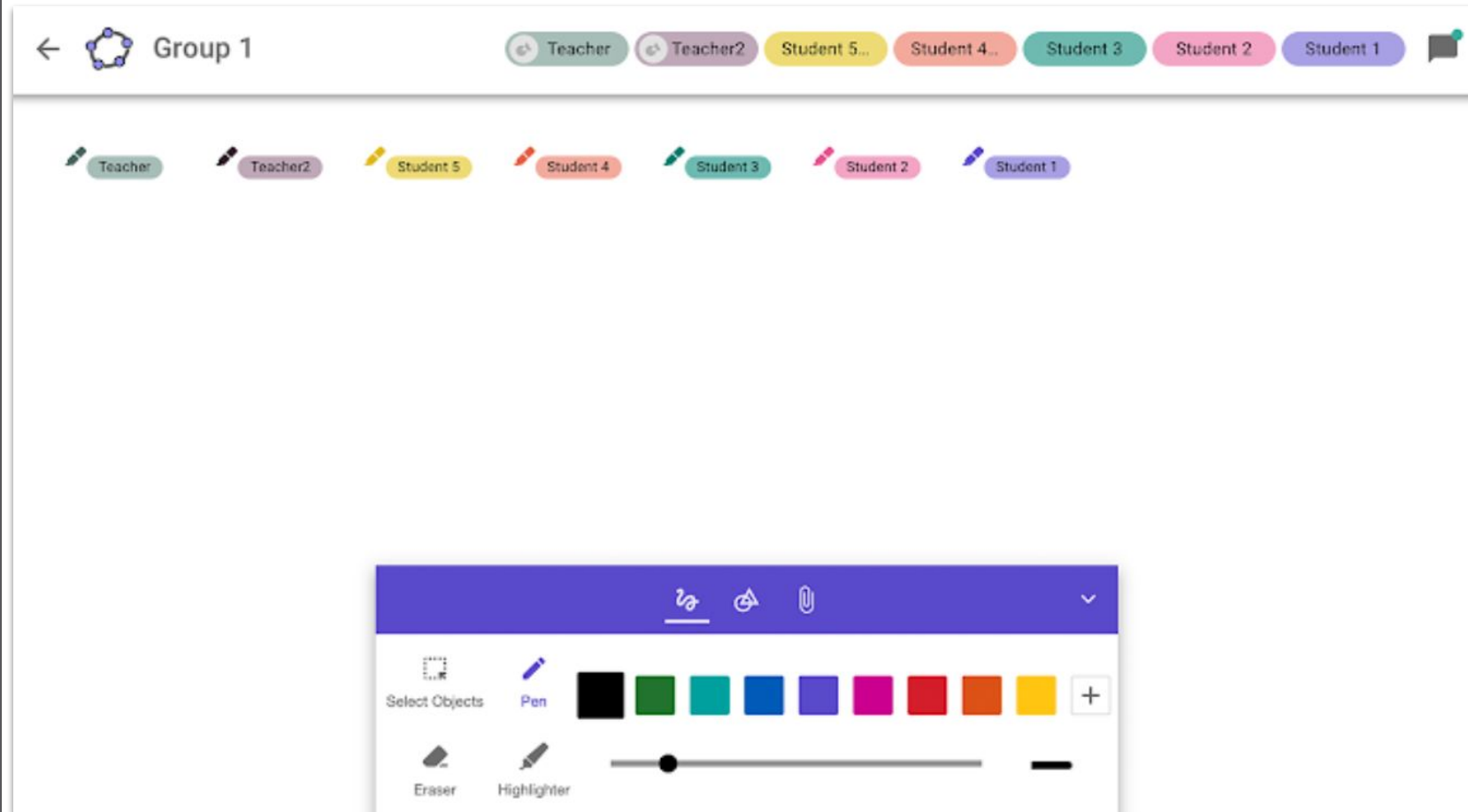
The screenshot displays the GeoGebra Classroom interface. At the top left, the GeoGebra logo is visible. The main header area shows the class title "Title of the class" and a notification that "13 students joined". Below this, it indicates the student arrangement is a "group of 3". On the right side of the header, there are buttons for "PAUSE CLASS", "HIDE NAMES", and a chat icon. The main content area is divided into four student group cards. Each card features a task, a progress bar, and a list of student names. The first card, "Task 1", shows a coordinate plane with two lines and points A and B. The second card, "Task 2", lists various sweets: "Pastry cotton candy sweet chocolate gummies pastry dessert oat cake donut. Apple pie candy canes candy". The third and fourth cards are labeled "Task 1" and contain the letters "A, C" and "B, D, E" respectively. A context menu is open over the second group card, showing "Rename" and "Delete" options. The left sidebar contains a "Class overview" tab.

GeoGebra Classroom

Ausblick

Notes Multi-User

Demo




STAY TUNED



GeoGebra Newsletter

<https://share.hsforms.com/12KJsNRfoRLCxcEhZNdGAlA5cscs>



GeoGebra

Fragen? Ideen? Wünsche?

support@geogebra.org

Follow us!
@geogebra

